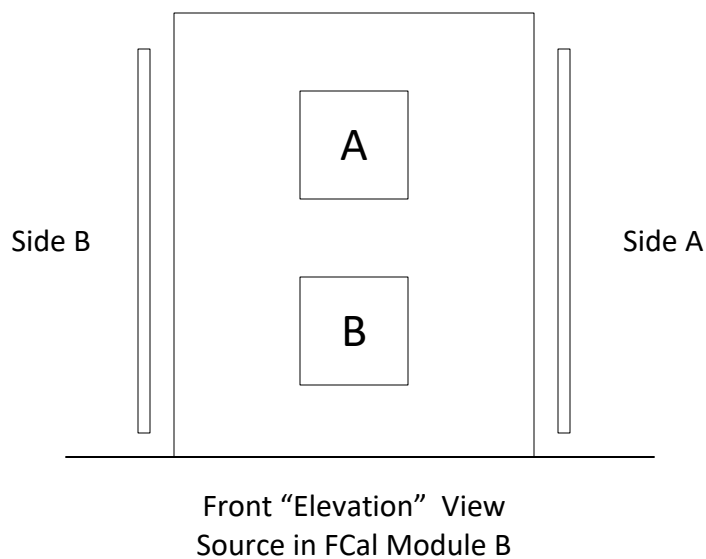
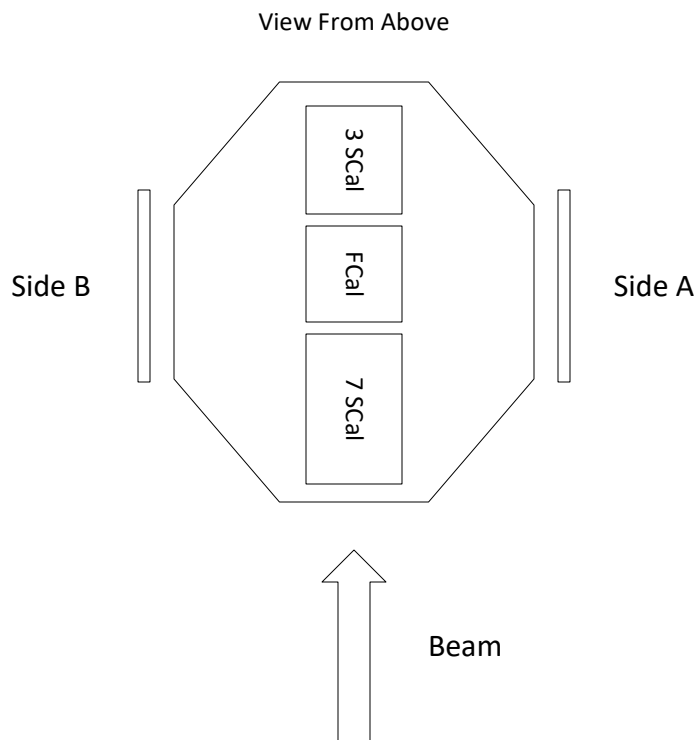
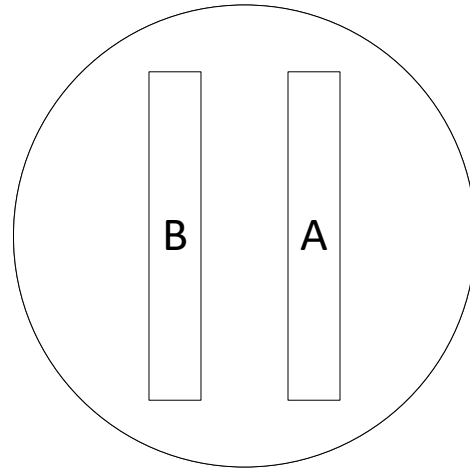


Test Beam 2021 - Wiring Map

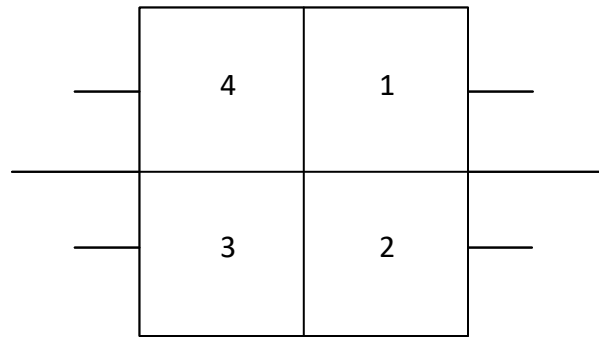
CERN
2021/07/30
V2.0



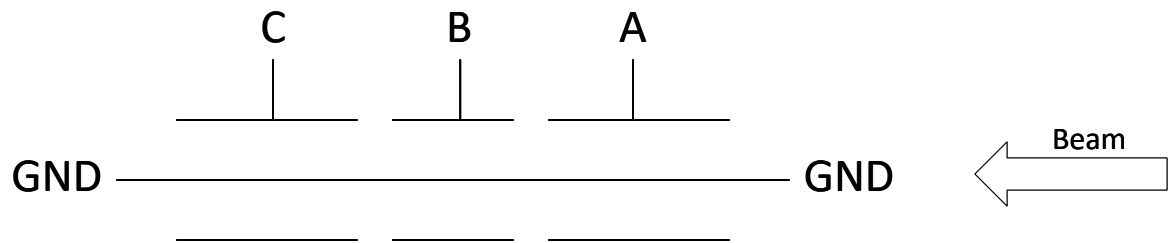
Signal Feedthrough -
Air Side



SCal Wiring – Front View



Fcal Wiring



Testbeam 2021 Wiring Map
 2021 July 30
 CERN

Digitizer	Digitizer Ch	FAMP FT	FAMP Ch	Cold Board	Cold Board Ch.	Module	Position**
AZ	0	A	1	A	Fcal-A	Fcal-A	A
AZ	1	A	2	A	Fcal-B	Fcal-A	B
AZ	2	A	3	A	Fcal-C	Fcal-A	C
AZ	3	A	4	A	SCal-A	SCal-7A	1
AZ	4	A	5	A	SCal-B	SCal-7A	2
AZ	5	A	6	A	SCal-C	SCal-3A	1
AZ	6	A	7	A	SCal-D	SCal-3A	2
AZ	7	A	8	A	SCal-E	SCal-7B	1
Triumf	0	A	9	A	SCal-F	SCal-7B	2
Triumf	1	A	10	A	SCal-G	SCal-3B	1
Triumf	2	A	11	A	SCal-H	SCal-3B	2
Triumf	3	B	1	B	Fcal-A	Fcal-B***	A
Triumf	4	B	2	B	Fcal-B	Fcal-B***	B
Triumf	5	B	3	B	Fcal-C	Fcal-B***	C
Triumf	6	B	4	B	SCal-A	SCal-7A	3
Triumf	7	B	5	B	SCal-B	SCal-7A	4
CERN	0	B	6	B	SCal-C	SCal-3A	3
CERN	1	B	7	B	SCal-D	SCal-3A	4
CERN	2	B	8	B	SCal-E	SCal-7B	3
CERN	3	B	9	B	SCal-F	SCal-7B	4
CERN	4	B	10	B	SCal-G	SCal-3B	3
CERN	5	B	11	B	SCal-H	SCal-3B	4
CERN	6		--	--	--	--	Scintillator
CERN	7		--	--	--	--	Scintillator

Signal FT-A = FAMP 11-2

Signal FT-B = FAMP 11-5

HV FT	Cold Board Connection*
1	A
2	B
3	C
4	S

Calibration Line	Cold Board	Cold Board Connection
2	A	RT
4	A	S
7	B	RT
8	B	S

*Both Cold Board HV wired together

**Need to verify upon cryostat opening

***Source in Fcal Module B