




## October 2007 Pictures



Wired FCalchik front



FCalchik side



FCalchik back




HV testing



Rob working on the FCalchik






FCalchik, EMEC, HEC



John and Rob working on the FCalchik wiring



Reinstalling the FCalchik complete with new heater and purity monitor into the cryostat.




Reinstalling the FCalchik into the




Cryostats in the beam area.  
Hooking up cooling and argon lines





Top Plate



FCalchik Top Plate



Argon gas purification



Purity monitor and new heating coil



FCalchik signal feedthru





HV Filter Box



Wired HV Filter Box



Experimental area